

Totaal CO2 Verbruik per groep 2020

	CO2 Equivalent	CO2 percentage
Verwarming pand	2,12814	3,87%
Airco	0	0,00%
Transport eigen	0	0,00%
Groot materieel	45,43318	82,66%
Klein materieel	0,3435686	3,38%
Heftruck	0,1799679	0,33%
Smering	0,89229	1,62%
Stroom	4,470312	8,13%
Groene stroom	0	0,00%
Transport prive zakelijk	0	0,00%
Papier	0	0,00%
Drinkwater	0	0,00%
Afvalwater	0	0,00%
BSA ASI	0	0,00%
BSA Verbranding	0	0,00%
BA ASI	0	0,00%
BA Verbranding	0	0,00%
Huishoudelijk afval	0	0,00%
Glas	0	0,00%
GFT	0	0,00%
Papier en karton	0	0,00%
Olieafval	0	0,00%

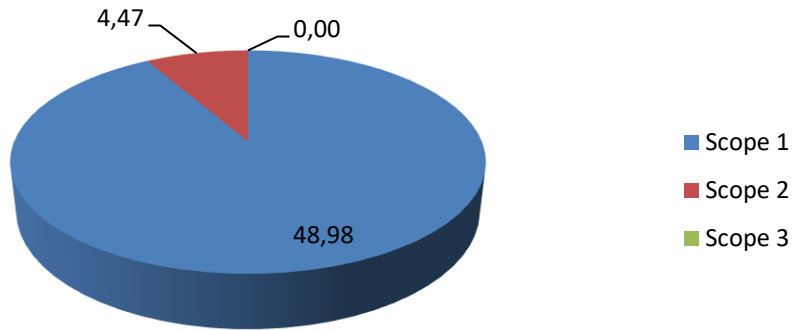
	Waarden	Perc.
Scope 1	48,98	0,92
Scope 2	4,47	0,08
Scope 3	0,00	0

Datum:

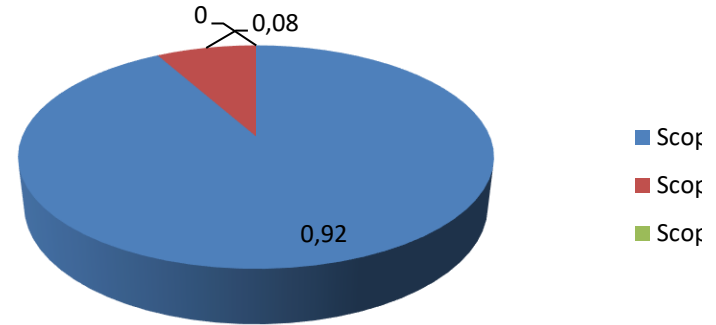
Kenmerk:

Versie:

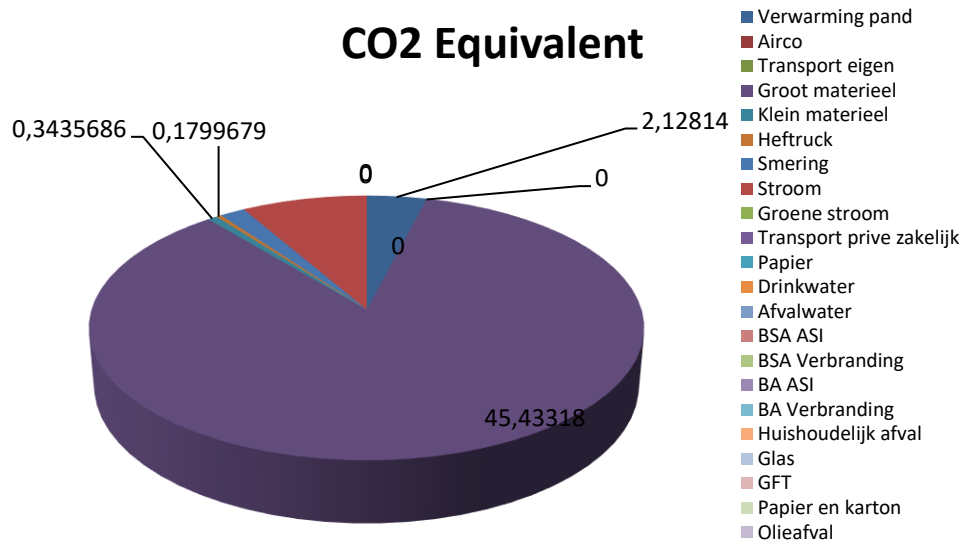
Kwantificering energiestromen in ton CO₂



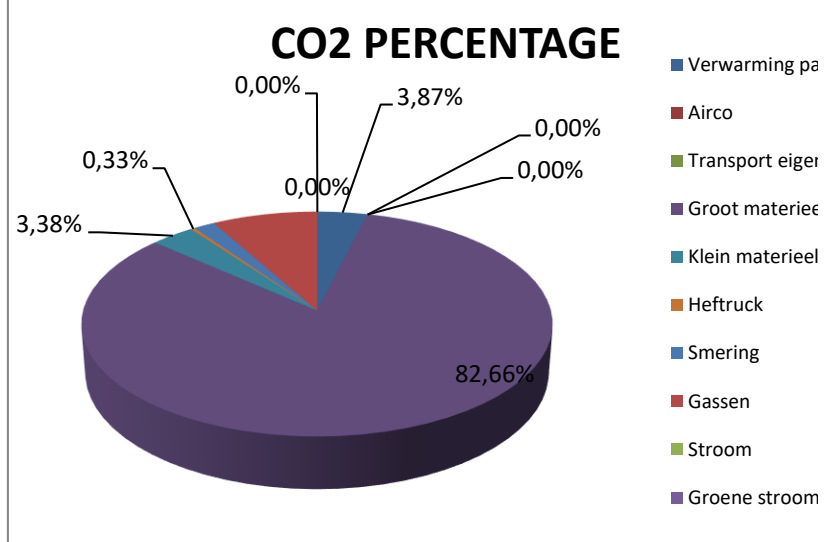
Kwantificering energiestromen in percentage



CO2 Equivalent



CO2 PERCENTAGE



5-3-2021
Elb/CO2
1.0

oe 1

oe 2

oe 3

and

n

el

l

1

